



District Report Card: 2017


State: Punjab	District: Faridkot
Class: 3	Subject: Language
Schools: 61	Students: 855


Participation/Coverage


Students

<div>GENDER</div> <div></div>	Boys				Girls			
	Number		%		Number		%	
	414		48.42		441		51.58	

<div>AREA</div> <div></div>	Rural				Urban			
	Number		%		Number		%	
	638		74.62		217		25.38	

<div>CATEGORY</div> <div></div>	SC		ST		OBC		GEN	
	Number	%	Number	%	Number	%	Number	%
	679	79.42	2	0.23	79	9.24	95	11.11

<div>CWSN</div> <div></div>	LD	VI	HI	S&LD	ID	Oth
	2	7	1	4	1	20

<div>Management</div> <div></div>	Government			Government-aided		
	Number		%	Number		%
	827		96.73	28		3.27

Average Performance of Students in Language (%)

Overall	Gender		Area		Management		Social Group			
	Male	Female	Rural	Urban	Govt.	Aided	SC	ST	OBC	GEN
65.16	63.49	66.73	64.61	66.79	65.43	57.14	64.92	36.67	62.45	69.75

Performance on Learning Outcomes (LOs)

Learning Outcomes	Description	Average Performance(%)
L304	Reads small texts with comprehension i.e., identifies main ideas, details, sequence and draws conclusions	65.01
L312	Reads printed scripts on the classroom walls: poems, posters, charts etc.	65.47

Range of Performance of Students who Answered Correctly							
Below 30%		30% - 50%		50% - 75%		Above 75%	
Number	%	Number	%	Number	%	Number	%
86	10.06	137	16.02	298	34.85	334	39.06

Lowest Performing Learning Outcomes (LOs)

- 1 - Reads small texts with comprehension i.e., identifies main ideas, details, sequence and draws conclusions (65.01)
- 2 - Reads printed scripts on the classroom walls: poems, posters, charts etc. (65.47)